

Hotel/Resort Reservation Site

Visitor Panel:



a)

[Reservations](#) | [View Reservations](#) | [Login](#) | [Photo Gallery](#) | [Register Your Hotel](#)

Reservation:

Visitors can book site owner's and registered user's hotel/resort from this link.

View Reservation:

Visitor can check his booking status by entering booking number which will be sent to the visitor after his successful reservation.

Login:

The login link is for users (who registered their hotel/resorts with this site). When user will enter username and password personal hotel options will appear.

Photo Gallery:

Visitor can view the photo gallery of the site, where the photos can be added through admin section.

Register Your Hotel:

Visitor can register their hotel with the site after entering complete information. All information will sent to the admin, where admin can unblock/block the hotel for future booking if hotel is blocked no one can make booking from this hotel.

b)

Reservation:

Country:

Check-In-Date

Check-Out-Date

City

Booking for

<<< Go >>>

This is the reservation menu where the visitor will select destination country and enter arriving check-in date and check-out date and city (optional). Then visitor will select hotel/resort from the select menu. Then the available rooms/resorts will be displayed. If the visitor left empty the city field then all available hotel/resorts in the selected country will be shown.

User Panel:

HotelName

Our Services

- Home
- Rooms Manager
- Booking Manager
- Payments
- Calendar
- Resorts
- Setting
- Log Out

Beach View Hotel Edit

Country	City	Contact no.	E-mail
Pakistan	Karachi	+9221555666777	theaxis@usa.com

Address
Clifton Beach, Karachi

Rooms 30
Floors 5
Rating ★★★★★

Services Family Rooms, Fitness Center, Swimming Pool, Wheelchair accessible, Restaurant, Meeting rooms, Non-smoking rooms, Data port, Dry cleaning/laundry

Description
 The Beach View Hotel occupies a prime location in the heart of the city five minutes from the main business district and adjacent to the United States consulate. All guest rooms and banquet space have been recently refurbished and a modern business center opened on the lobby level. The hotel features health club facilities, a large outdoor pool and three restaurants. Complimentary airport transportation is available via air conditioned van with prior arrangements through hotel direct.

Home | Reservations | Plan a Meeting | Special Offers | Contact Us
 Copyright © 2005 All rights reserved.

After entering the username and password on the login page the user panel will be displayed.

a)

[Edit](#)


Country	City	Contact no.	E-mail
Pakistan	Karachi	+9221555666777	theaxis@usa.com

Address
Clifton Beach, Karachi

Rooms 30
Floors 5
Rating ★ ★ ★ ★ ★

Services Family Rooms, Fitness Center, Swimming Pool, Wheelchair accessible, Restaurant, Meeting rooms, Non-smoking rooms, Data port, Dry cleaning/laundry

Description
The Beach View Hotel occupies a prime location in the heart of the city five minutes from the main business district and adjacent to the United States consulate. All guest rooms and banquet space have been recently refurbished and a modern business center opened on the lobby level. The hotel features health club facilities, a large outdoor pool and three restaurants. Complimentary airport transportation is available via air conditioned van with prior arrangements through hotel direct.



This area will display the complete hotel profile with 3 hotel images.

b)



Our Services

- Home
- Rooms Manager
- Booking Manager
- Payments
- Calander
- Resorts
- Setting
- Log Out

This is registered hotel owner menu displayed on the user panel.

Home:

This link will take you to the homepage.

Logout:

This link will close the user panel and take user to the home page.

Rooms Manager:

When the user will click on this link the following page will be displayed.



On this page the user can view room types , user can add new room type (like single, double,luxury,master bed etc) ,user can view added rooms and user can also add new rooms in his hotel, user can set the annual price plan of his hotel and user can also modify the added annual price plan. If user doesn't want to set annual price plan then the room type price will be calculated in bill.

Booking Manager:

When the user will click on this link the following page will be displayed.

HotelName

View Hotel Booking View Resort Booking Book a room

Our Services

- Home
- Rooms Manager
- **Booking Manager**
- Payments
- Calander
- Resorts
- Setting
- Log Out

Home | Reservations | Plan a Meeting | Special Offers | Contact Us
Copyright © 2005 All rights reserved.

On this page the user can view booked rooms of his hotel from [View Hotel Booking link](#). User can view his booked resorts (if any) from [View Resort Booking link](#) and user can also book own rooms manually of his hotel from [Book A Room link](#) on the same page.

Payments:

When the user will click on this link the following page will be displayed.

HotelName

View Hotel Booking View Resort Booking Book a room

Our Services

- Home
- Rooms Manager
- Booking Manager
- **Payments**
- Calander
- Resorts
- Setting
- Log Out

Date	Payment	Reservation	Status	Amount	Booking no.	
4/11/2007	Manual	Hotel	True	90\$	idupuceri	Withdraw
4/11/2007	pay pal	Hotel	True	270\$	ucovudofov	Delete
4/15/2007	Manual	Hotel	True	30\$	amejupapa	Withdraw
4/17/2007	Manual	Hotel	True	80\$	uputojaji	Withdraw
4/17/2007	Manual	Hotel	True	60\$	oepoccemor	Withdraw
4/17/2007	pay pal	Hotel	True	20\$	ossirer	Withdraw
4/24/2007	pay pal	Resort	True	450\$	etuddiho	Delete

End of Results

Home | Reservations | Plan a Meeting | Special Offers | Contact Us
Copyright © 2005 All rights reserved.

On this page the user can view all information about his payments as shown in the image. When user will click on the withdraw link a withdraw request will be sent to the site admin and admin will withdraw payment. After withdrawal of the amount is successfully done the user can delete this payment record.

Calendar:

HotelName

Our Services

- Home
- Rooms Manager
- Booking Manager
- Payments
- **Calander**
- Resorts
- Setting
- Log Out

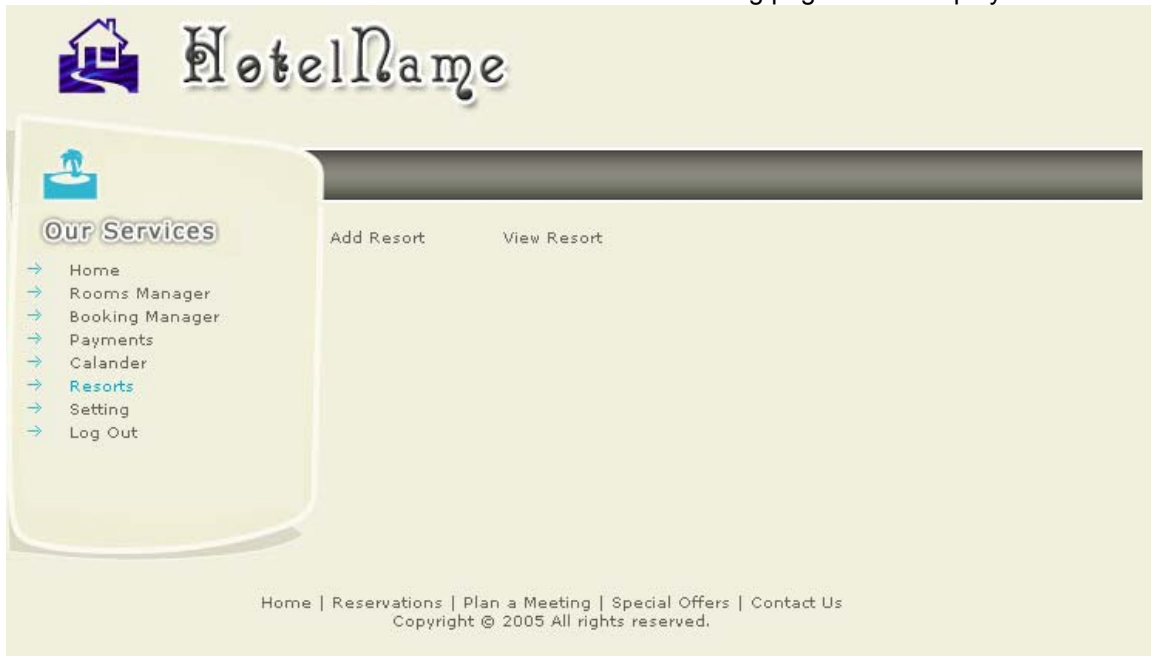
<< May 2007 >>						
Sun	Mon	Tue	Wed	Thu	Fri	Sat
		1	2	3	4	5
6	7	8	9	10	11	12
13	14	15	16	17	18	19
20	21	22	23	24	25	26
27	28	29	30	31		

Home | Reservations | Plan a Meeting | Special Offers | Contact Us
Copyright © 2005 All rights reserved.

On this page the user can click on any date to view the bookings of the selected date.

Resorts:

When the user will click on this link the following page will be displayed.



On this page the user can add new resorts by clicking on the Add Resort link after entering complete information the resort will be added to the resorts listing. User can view his resorts by clicking on the View Resort link , where the user can edit his resort information and user can delete his resort from the listing.

Setting:

When the user will click on this link the following page will be displayed.



On this page the user can change his E-mail and password.

Admin Panel:

Paste the following link with your website name in browser for admin:

www.yourname.com/admin/admin_login.asp

Login=admin

Password=admin



a) Following is the admin's power menu:



Admin:

For admin Homepage.

Logout:

This link will close the admin panel and will take admin to the admin login page.

Hotels Manager:

Name	Address	Status	
hotel Name	XCVXCV	UnBlocked	Block
Marriot Hotel Series	Islamabad	UnBlocked	Block
sdfsdf	XCVXCV	Blocked	UnBlock
dsfsdfsdfsdf	dsfds	Blocked	UnBlock
final_test	islamabad	Blocked	UnBlock

End of Results

Home | Reservations | Plan a Meeting | Special Offers | Contact Us
Copyright © 2005 All rights reserved.

On this page the admin can view registered hotels.

Admin can block/unblock and delete the registered hotels and admin can check hotel details from this page by clicking on the any one link below the Name list.

The following page displays the hotel details.

The screenshot shows a web browser window with a toolbar at the top. The main content area has a header with a house icon and the text "HotelName". Below the header is a navigation menu with "Rooms", "Bookings", and "Payments". The main content is titled "Beach View Hotel" and contains a table with the following information:

Country	City	Contact no.	E-mail
Pakistan	Karachi	+9221555666777	theaxis@usa.com

Below the table, the address is listed as "Clifton Beach, Karachi".

Other details include:

- Rooms: 30
- Floors: 5
- Rating: 5 stars
- Services: Family Rooms, Fitness Center, Swimming Pool, Wheelchair accessible, Restaurant, Meeting rooms, Non-smoking rooms, Data port, Dry cleaning/laundry
- Description: The Beach View Hotel occupies a prime location in the heart of the city five minutes from the main business district and adjacent to the United States consulate. All guest rooms and banquet space have been recently refurbished and a modern business center opened on the lobby level. The hotel features health club facilities, a large outdoor pool and three restaurants. Complimentary airport transportation is available via air conditioned van with prior arrangements through hotel direct.

At the bottom of the page, there are three small images showing a view of the hotel and its surroundings. The footer contains the text: "Home | Reservations | Plan a Meeting | Special Offers | Contact Us Copyright © 2005 All rights reserved."

Admin's Hotel:

The screenshot shows the "Admin's Hotel" page. It features a navigation menu on the left with the following items:

- Admin
- Hotels Manager
- **Admin's Hotel**
- Booking Manager
- Resorts
- Calendar
- Photo Gallery
- Withdraws
- Site Setup
- Log Out

On the right side of the page, there is a list of links for managing the hotel profile:

- View hotel
- Add rooms
- View Rooms
- Add Room Type
- View Room Type
- Price Plan

The footer contains the text: "Home | Reservations | Plan a Meeting | Special Offers | Contact Us Copyright © 2005 All rights reserved."

Admin can view his hotel profile when he will click on the View Hotel link, where the admin can edit his profile also. Admin can add new rooms in the hotel list and admin can view added rooms. Admin can also view room type and admin can


enter new room types in his hotel record, admin can set the annual price plan of his hotel and admin can also modify the added annual price plan. If admin don't want to set annual price plan then the room type price will be calculated in bill.

Booking Manager:



Admin can book rooms of his own hotel manually from this page when admin will click on the Book A Room link. Admin can view his hotel bookings and resort bookings when admin will click on View Hotel Booking/View Resort Booking. Admin can also view the payments from the Payments link.

Resorts:



Admin can view the added resorts where the admin can edit the resort information and also can delete the resort from the resort listing when admin will click on the view resort link. Here admin can add new resorts to the resorts listing.

Calendar:

HotelName

Our Services

- Admin
- Hotels Manager
- Admin's Hotel
- Booking Manager
- Resorts
- Calendar
- Photo Gallery
- Withdraws
- Site Setup
- Log Out

<< May 2007 >>						
Sun	Mon	Tue	Wed	Thu	Fri	Sat
		1	2	3	4	5
6	7	8	9	10	11	12
13	14	15	16	17	18	19
20	21	22	23	24	25	26
27	28	29	30	31		

Here admin can view bookings from the calendar by clicking on the date

Photo Gallery:

HotelName

Our Services

- Admin
- Hotels Manager
- Admin's Hotel
- Booking Manager
- Resorts
- Calendar
- Photo Gallery
- Withdraws
- Site Setup
- Log Out

Photo Gallery Add Photo

Photo	Description	
	test... more	Edit Delete
	test... more	Edit Delete
	test... more	Edit Delete
	test... more	Edit Delete

Admin can view the photos of the photo gallery and only admin can add new photos with description or edit current photos or description of the photo gallery.

Withdraw:



The screenshot shows a web interface for a hotel management system. At the top left is a house icon and the text "HotelName". Below this is a "Our Services" menu with a list of options: Admin, Hotels Manager, Admin's Hotel, Booking Manager, Resorts, Calendar, Photo Gallery, Withdraws, Site Setup, and Log Out. To the right of the menu is a table with the following data:

Hotel Name	Booking No.	Amount	
hotel Name	ucovudofov	270\$	OK

At the bottom of the page, there is a navigation bar with links: Home | Reservations | Plan a Meeting | Special Offers | Contact Us, and a copyright notice: Copyright © 2005 All rights reserved.

Any request from registered hotel users for withdraw amount will appear here with hotel name and unique booking number and admin can take action on withdrawal of amount by clicking on **OK**.

Site Setup:



Site Setup

Change Logos & Password

Site Title

Site Name

Admin Email

Paypal ID

Mail Component

2Checkout ID

SMTP Host

Background Color

Admin can change his site setup from here

Change Logos & Password:

Admin can change his site's main logo and left menu logo from here and also he can change his password.

Site Title:

Admin can change his site title from here.

Site Name:

Admin can change his site name from here that will appear on the top of any window.

Admin E-mail:

Admin can change his email from here.

Pay pal ID:

Admin can change his pay pal id from here.

Mail Component:

Admin can select his available mail component.

2Checkout ID:

Admin can change his 2Checkout ID from here.

SMTP Host:

Admin can change his host address from here.

Background color:

Admin can change background color of the site from here.

Installation:

1. Upload your script to your domain
2. Give chmod rights 777 to the folders;
 - a) Upload_images
 - b) db
3. Login to your admin panel
www.yourname.com/admin/admin_login.asp
4. Give Username and password
Login: admin
Password: admin
5. Go to Site Setting link from left menu and make your own site setting.